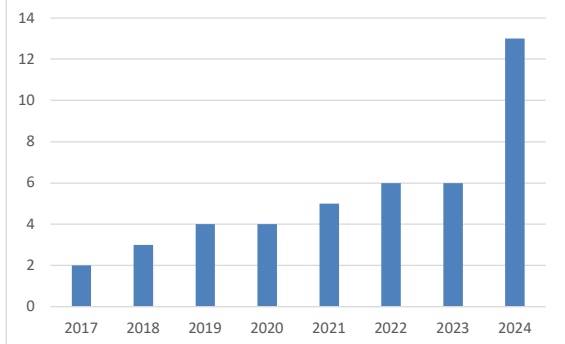
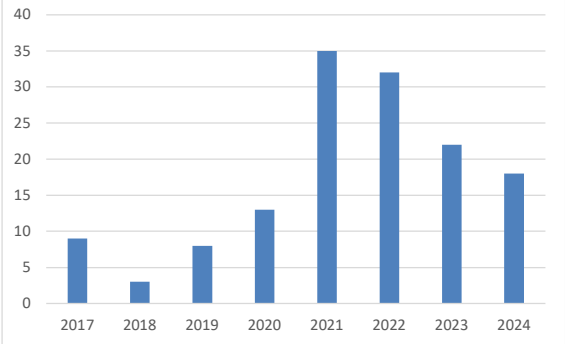


## Standard #6 - Organizational Performance Results, Table 6.1

Complete the following table. Provide three or four examples, reporting what you consider to be the most important data. It is not necessary to provide results for every process.

**Table 6.1 Standard 6 - Organizational Performance Results**

<b>Organizational Effectiveness Results</b>		<b>Analysis of Results</b>				<b>Insert Graphs or Tables of Resulting Trends (3-5 data points preferred)</b>																	
<b>Performance Measure</b>	<b>What is your measurement instrument or (Indicate length of cycle)</b>	<b>Current Results</b>	<b>Analysis of Results</b>	<b>Action Taken or Improvement made</b>																			
<b>Measurable goal</b>	<b>What is your goal?</b>	<b>What are your current results?</b>	<b>What did you learn from the results?</b>	<b>What did you improve or what is your next step?</b>																			
<b>Number of students enrolled vs previous year will be at least 20% or more in undergraduate programs.</b>	Yearly count of enrolled students in BBA programs	The number of enrolled BBA student has been improving during the last years. Nevertheless, it is still bellow our expectations.	We need to continue developping awareness within high schools for sustainability programs	We will continue raising awareness in worldwide high schools to increase this growth in the next two years.	 <table border="1" style="display: none;"> <caption>BBA Enrollment Trends (2017-2024)</caption> <thead> <tr><th>Year</th><th>Enrollment</th></tr> </thead> <tbody> <tr><td>2017</td><td>2</td></tr> <tr><td>2018</td><td>3</td></tr> <tr><td>2019</td><td>4</td></tr> <tr><td>2020</td><td>4</td></tr> <tr><td>2021</td><td>5</td></tr> <tr><td>2022</td><td>6</td></tr> <tr><td>2023</td><td>6</td></tr> <tr><td>2024</td><td>13</td></tr> </tbody> </table>	Year	Enrollment	2017	2	2018	3	2019	4	2020	4	2021	5	2022	6	2023	6	2024	13
Year	Enrollment																						
2017	2																						
2018	3																						
2019	4																						
2020	4																						
2021	5																						
2022	6																						
2023	6																						
2024	13																						
<b>Number of students enrolled in the Master of Arts in Management programs vs previous academic terms will be at least 20% or more.</b>	Yearly count of enrolled students in MAM programs	We can observe an high improvement in the number of enrollment in 2021.	This improvement is due to an higher interest for online programs during COVID. The new offered majors also contributed to this growth.	We increased and will continue increasing communications for online programs.	 <table border="1" style="display: none;"> <caption>MAM Enrollment Trends (2017-2024)</caption> <thead> <tr><th>Year</th><th>Enrollment</th></tr> </thead> <tbody> <tr><td>2017</td><td>9</td></tr> <tr><td>2018</td><td>3</td></tr> <tr><td>2019</td><td>8</td></tr> <tr><td>2020</td><td>13</td></tr> <tr><td>2021</td><td>35</td></tr> <tr><td>2022</td><td>32</td></tr> <tr><td>2023</td><td>22</td></tr> <tr><td>2024</td><td>18</td></tr> </tbody> </table>	Year	Enrollment	2017	9	2018	3	2019	8	2020	13	2021	35	2022	32	2023	22	2024	18
Year	Enrollment																						
2017	9																						
2018	3																						
2019	8																						
2020	13																						
2021	35																						
2022	32																						
2023	22																						
2024	18																						

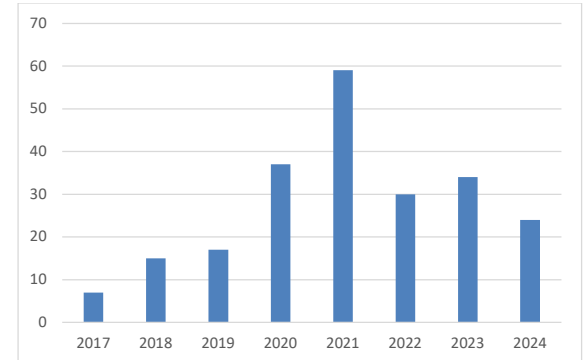
**Our Online MBA program has four entry dates each year. We aim to keep a steady increase in the number of students enrolled considering the number of graduating students in each terms.**

Yearly count of enrolled students in Online programs

We can observe an high improvement in the number of enrollment in 2021.

This improvement is due to an higher interest for online programs during COVID.

We increased and will continue increasing communications for online programs.



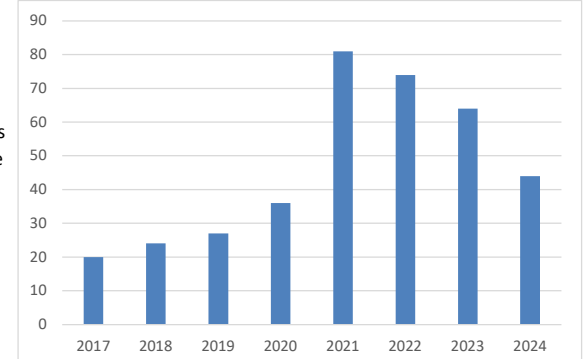
**Number of students enrolled vs previous year will be at least 20% or more in Sustainability Management Major**

Yearly count of enrolled students in this major

We can observe an high improvement in the number of enrollment in 2021.

As Sustainability Management is one of our main majors, this growth is mainly due to the growth of the School and the highest interest for online programs.

Sustainability Management stays in the center of our strategy. We are planning to increase communication for the program to promote it worldwide.



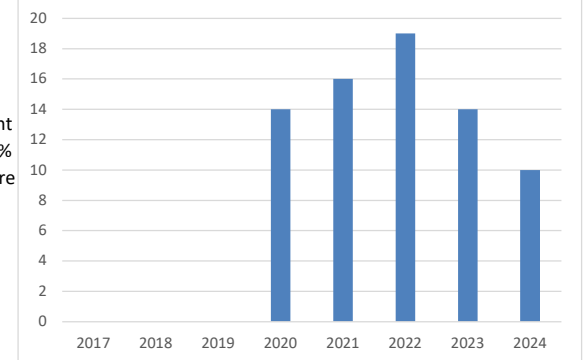
**Number of students enrolled vs previous year will be at least 20% or more in Sustainable Fashion Management Major**

Yearly count of enrolled students in this major

This new major had a good amount of students even for its first year. It grew the next year but we expect an high evolution in the next two years.

The new Major in Sustainable Fashion Management had a quite high number of students during its first year. The program growth was slow in the next year but still positive.

We expect the number of student in this program to grow from 40% in the next 2 years thanks to more communication and new partnership with Fashion companies.



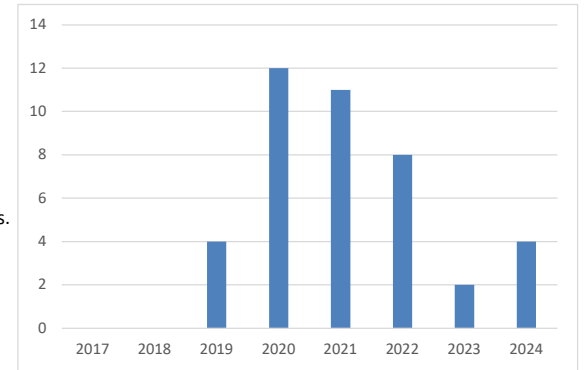
**Number of students enrolled vs previous year will be at least 20% or more in Sustainable Hospitality Management Major**

Yearly count of enrolled students in this major

This new major

This major is the only one whose growth has been negative in 2021. This could be explained by the increased number of students selecting Sustainable Tourism Management.

We will keep communicating on the program to get a positive growth during the next two years.

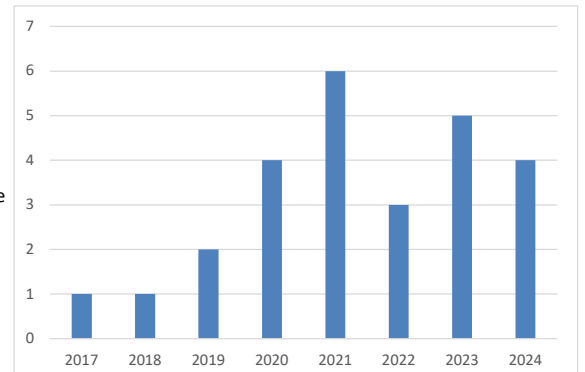


**Number of students enrolled vs previous year will be at least 20% or more in Sustainable Tourism Management Major**

Yearly count of enrolled students in this major

The growth of this program has been increasing in the last 2 years.

We expect this growth to keep the same pace or increase for the next 2 years.



**Number of students enrolled vs previous year will be at least 20% or more in Sustainable Finance Management Major**

Yearly count of enrolled students in this major

The growth of this program has been increasing in the last 2 years.

We expect this growth to keep the same pace or increase for the next 2 years.

